


SIMu-PSPS-BO-V1A

1. Description:

SIMu-PSPS-BO-V1A is a simple push in-push out micro SIM card socket breakout board. It brings all 6 pins of a micro SIM card socket to screw terminal blocks or headers for easy testing, prototyping and breadboard connection. For breadboard connections, user can use the 6pin header on the bottom for a sideways connection. User can also use the two 6pin headers on both sides of the breakout board to connect to the front end of the breadboard for a steady connection.



2. Features:

- All 6 pins of a micro SIM card socket brought out to headers or screw terminal blocks
- Various connecting method chosen by users.
- 2 mounting holes with 2mm diameter hole size
- 1.0"(25.4mm)X0.9"(22.86mm) board dimensions




Figure 1: Parts inside the kit

(Note: the module is not assembled, user can decide which connector to use on the module.)

3. Parts:

- 1) 1pc X SIMu-PSPS-BO-V1A PCB
- 2) 1pc X Push In-Push Out micro SIM card socket
- 3) 1pc X 6pin 0.1"(2.54mm) spacing terminal block
- 4) 1pc X 12pin 0.1"(2.54mm) header




Figure 2: Example of connecting the SIMu-PSPS-BO-V1A on a breadboard




Figure 3: SIMu-PSPS-BO-V1A (Push in-Push out type)

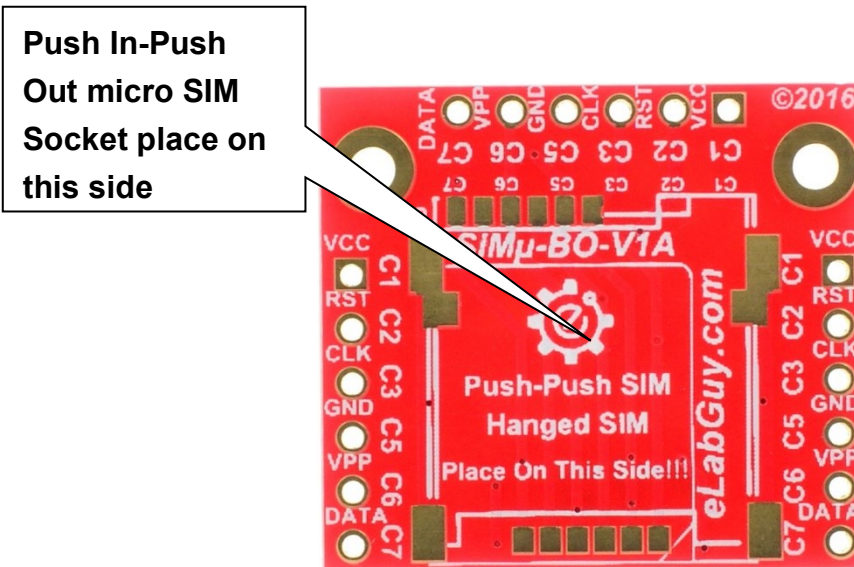


Figure 4: SIMu-PSPS-BO-V1A PCB

Related products from eLabGuy:



SIMu-PSPL-BO-V1A
(Push in-Pull out Type)



SIMu-H-BO-V1A
(Hinged Type)